

Southern Star Underwater Camera System Without Gripper Cage Robot Handbook

CAUTION!

1. Please don't use in extreme temperature either hot or cold.
2. Avoid contact with soot or dust.
3. Do not subject the LCD screen to excessive force, don't place the LCD close to sources of static electricity.
4. Be careful when handling the machine; avoid dropping or banging the equipment.
5. Do not clean with chemicals, such as alcohol, benzenes and similar.
6. Avoid the battery from shock and water.
7. Do not attempt to dismantle, repair, alter this equipment, doing so with void any warranty given.
8. Do not overcharge the battery, as it will affect the working life of the battery.

WARNING ! ENSURE SAFE WORKING PROCEDURES AT ALL TIMES IF RECHARGING NEAR THE WATER.

1. Introduction

The underwater camera is used for underwater exploration, archeology, salvage and fishing.

2. Product parts

LCD, hand-held wire reel, underwater catcher, underwater cable, battery, battery package, charger, And carrying Suitcase.

3. Installation and use

Getting started:

- a. When charging the battery, make sure the red connection is to the positive terminal and the black connection to the negative terminal, and insert the AC100-240V power supply into the wall socket.
- b. Depending of the charge indication light, charging can take up to 6-8 hours

4. Operation

The switch on the right hand of the handle is for the power

The switch on the left hand of the handle is for the light

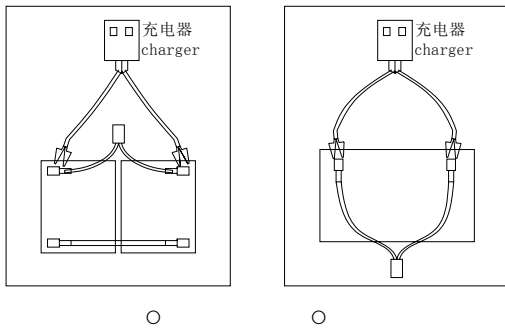
The switch on the handle is for the underwater catcher

LCD supports the multi language

Southern Star Underwater Camera System Without Gripper Cage Robot Handbook

5. Product Functions

- Depth: IP68-100m deep water
- Weight capacity: 80KG
- Total weight 10 KG
- 1 / 3'SONY CCD 520tvl
- 1 / 4'Sharp CCD 420tvl
- 7 inch LCD color screen
- 12 v 4.5AH battery last for 8 hours
- Stainless steel catcher
- Recommended temperature: 0°C~45°C
- Depth of dive: 30-100m



6. Trouble Shooting

Please DO NOT apply excessive force to the cable, please don't cut or scratch the cable, this may cause damage to the unit.
Be careful when using winch, avoid catching or snagging the cable.

No power	<ul style="list-style-type: none"> ○ Make sure the battery connected correctly ○ Please review and follow operation of product guidance
cable is caught or snagged	<ul style="list-style-type: none"> ○ Sail in the opposite direction until free

Southern Star Underwater Camera System Without Gripper Cage Robot Handbook

To contact Us:

Yacht Consultants Asia (HK) Ltd.



No.111, Coastal Rose Garden, Wanghai Road,
Nanshan District, Shenzhen.

Tel: +86-755-26682997

Fax: +86-755-26682997

E-mail: info@yca-hk.com

Website: www.yca-hk.com

	Please do not use while sailing
	Please use after the boat has stop